AURA™

THE PROFESSIONAL AUDIO ECOSYSTEM

PROCESSING • CONTROL • CONNECTIVITY

PRODUCT CATALOGUE 2026

ProMic

SMART SOUND SOLUTIONS



AURA / INSTALLATION CONCEPT

Hospitality. Within reach.

NETCONTROL 6 | ProMG user interface

Illustrative installation. Equipment and configuration depend on the project.

WHAT IS AURA?

AURA IS NOT A DEVICE.
AURA IS THE AUDIO ECOSYSTEM.

AURA brings professional audio processing, system control and network connectivity into one unified platform.

PROCESSING

CONTROL

CONNECTIVITY

AURA ECOSYSTEM

ONE CONNECTED AUDIO ARCHITECTURE

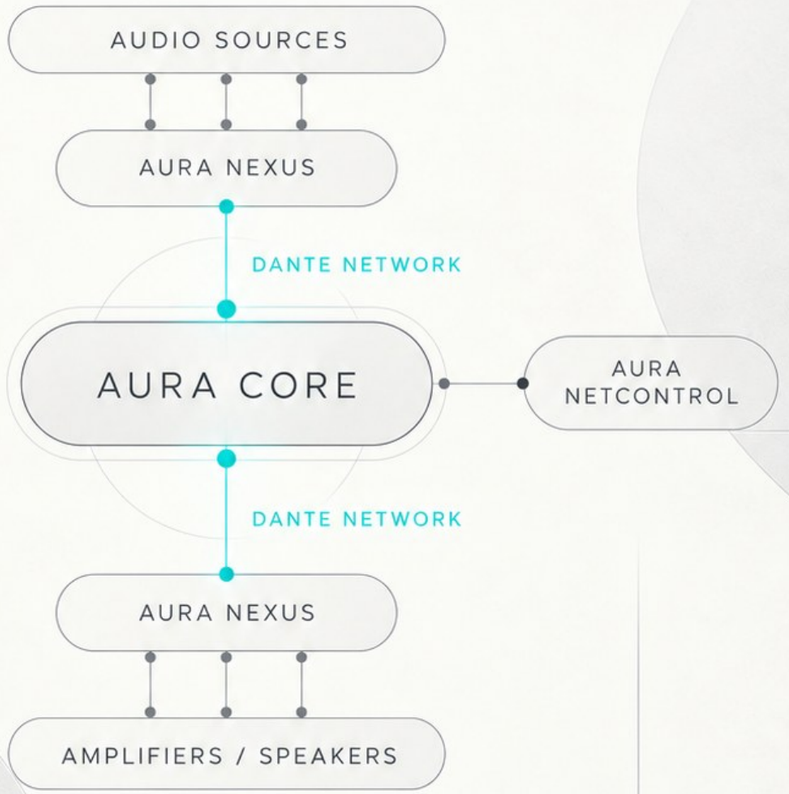

AURA CORE —
PROCESSING & CONTROL

AURA NEXUS —
CONNECTIVITY & I/O EXPANSION

AURA NETCONTROL —
TOUCH CONTROL INTERFACES

AURA CORE

PROFESSIONAL AUDIO MATRIX & DSP PLATFORM

The central processing platform of the AURA ecosystem—uniting audio processing, matrix routing, mixing, zone management and system control within one intelligent architecture.

THE INTELLIGENCE AT THE HEART OF AURA



DESKTOP • iOS • ANDROID

PROMIC

PROCESSING. ROUTING. CONTROL.

THE INTELLIGENCE AT THE HEART OF AURA

AURA CORE brings processing, routing, mixing and system control into one central audio platform.

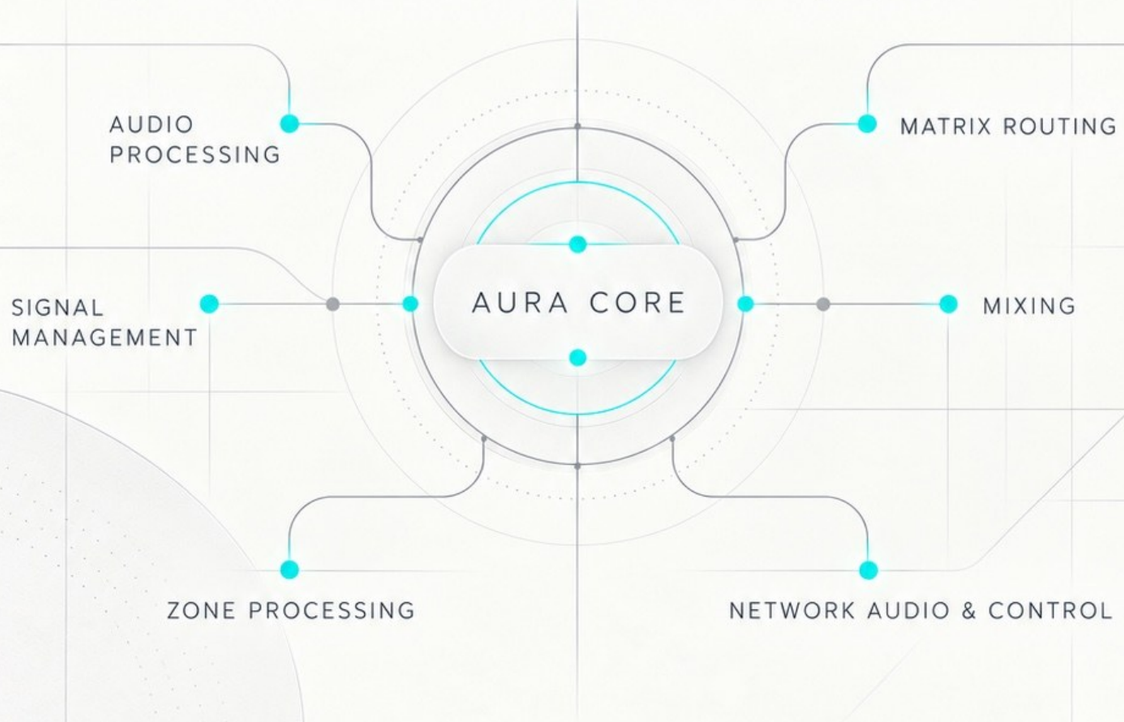

NOT JUST A DSP.

A CENTRAL AUDIO PROCESSING PLATFORM.

CHOOSE YOUR CORE

THREE LEVELS OF THE AURA CORE PLATFORM



AURA CORE **ONE**

STANDALONE AUDIO MATRIX DSP

NO DANTE

AURA CORE **FLEX**

NETWORK AUDIO MATRIX DSP

UP TO 34×34 DANTE

AURA CORE **PRIME**

HIGH-CAPACITY NETWORK AUDIO MATRIX DSP

UP TO 64×64 DANTE

AVAILABLE IN 8×8 AND 12×8 ANALOG I/O CONFIGURATIONS.

AURA CORE

ONE

STANDALONE AUDIO
MATRIX DSP



SHOWN: ONE 1208 / FRONT + REAR

STANDALONE PLATFORM

LOCAL

ANALOG AUDIO + CONTROL

Professional processing and matrix routing for installations that do not require Dante network audio.

TWO ANALOG I/O CONFIGURATIONS

ONE 88

8 analog inputs / 8 analog outputs

ONE 1208

12 analog inputs / 8 analog outputs

Every signal.
Under control.

Local audio processing, matrix routing and system control, brought together in one standalone platform.

01 Professional DSP
Process local audio signals within the CORE platform.

02 Audio matrix
Mix and route analog sources across the installation.

03 Analog I/O
Choose 8 inputs / 8 outputs or 12 inputs / 8 outputs.

04 System control
ProMG software on desktop, iOS and Android.

THE LOCAL AUDIO ARCHITECTURE

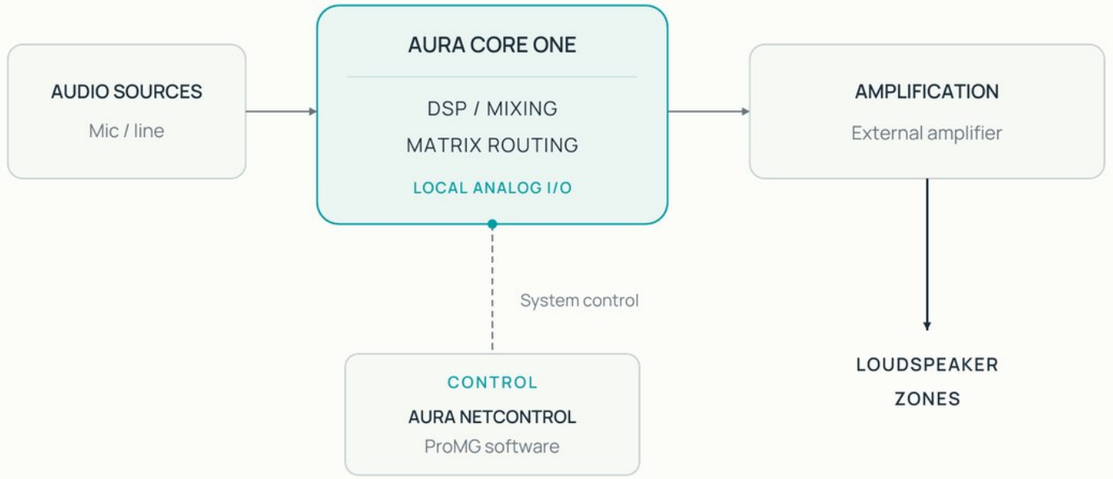

WHEN YOUR PROJECT NEEDS DANTE

Move to CORE FLEX or CORE PRIME and add AURA NEXUS network I/O.

AURA CORE

FLEX

NETWORK AUDIO
MATRIX DSP



SHOWN: FLEX 1208 / FRONT + REAR

UP TO
34×34
DANTE AUDIO CHANNELS

A flexible bridge between local audio and a connected installation, with AURA NEXUS I/O on the network.

TWO ANALOG I/O CONFIGURATIONS

FLEX 88

8 analog inputs / 8 analog outputs

FLEX 1208

12 analog inputs / 8 analog outputs

Connect locally.
Expand over Dante.

Combine analog audio and central DSP with network I/O and amplification across the AURA ecosystem.

01 Dante audio
Up to 34×34 network audio channels.

02 Matrix + DSP
Process, mix and route local and network audio.

03 Distributed I/O
Place AURA NEXUS where analog audio enters or leaves the network.

04 Unified control
AURA NETCONTROL interfaces and ProMG software.

ONE CONNECTED INSTALLATION

Dante audio — Analog audio - - - Control

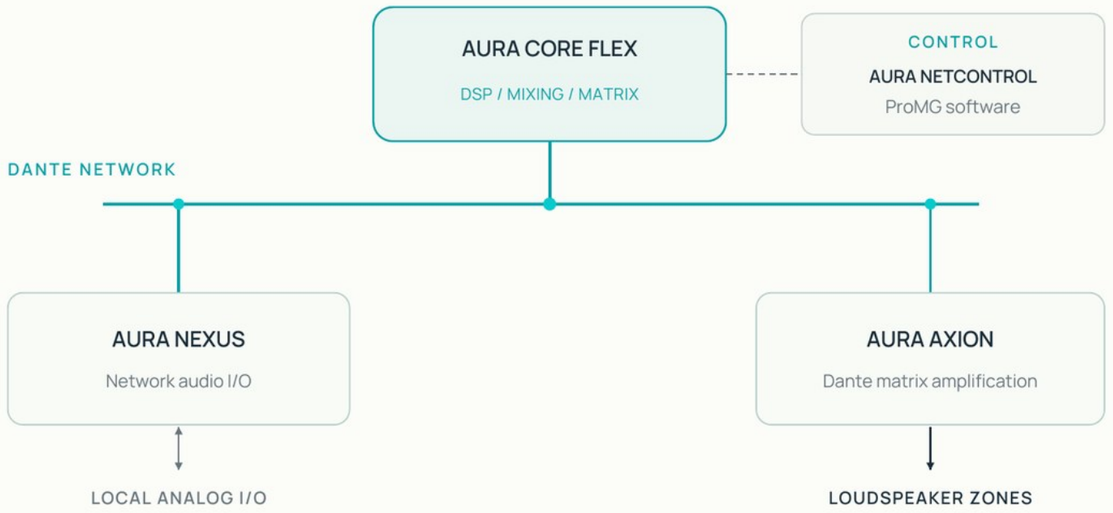

CORE PROCESSES. NEXUS CONNECTS. AXION AMPLIFIES.

One platform linking processing, distributed I/O, control and network amplification.

AURA CORE

PRIME

HIGH-CAPACITY NETWORK AUDIO MATRIX DSP



SHOWN: PRIME 1208 / FRONT + REAR

UP TO

64×64

DANTE AUDIO CHANNELS

The highest-capacity CORE level: a central processing platform for audio systems that reach across more spaces.

TWO ANALOG I/O CONFIGURATIONS

PRIME 88

8 analog inputs / 8 analog outputs

PRIME 1208

12 analog inputs / 8 analog outputs

More network. One intelligence.

Central processing for larger, more complex audio networks, with distributed I/O and matrix amplification.

01 Network capacity

Up to 64×64 Dante audio channels.

02 Central processing

DSP, mixing and matrix routing in the CORE platform.

03 Scalable I/O

Build out AURA NEXUS I/O across the installation.

04 Platform control

AURA NETCONTROL interfaces and ProMG software.

DISTRIBUTED AUDIO / CENTRAL INTELLIGENCE

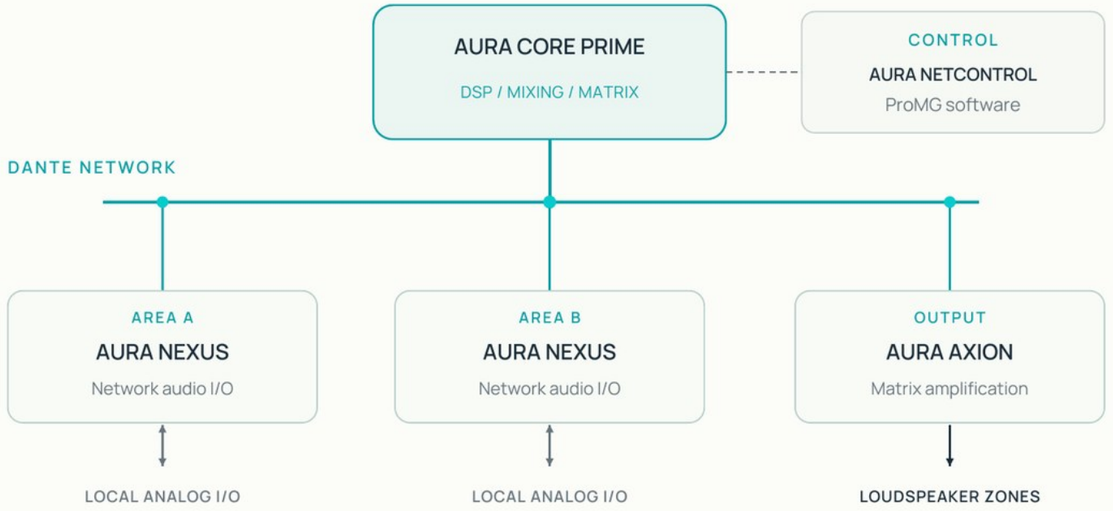

ONE PLATFORM, ACROSS MORE SPACES.

CORE PRIME processes. NEXUS distributes I/O. AXION amplifies.

AURA CORE

SOFTWARE

ProMG / AUDIO CONTROL SYSTEM



ProMG INTERFACE CONCEPT

Desktop | **iPhone / iOS** | **Android**

One control experience.

Processing, routing and control across the AURA CORE platform.

Your audio.
Within reach.

ProMG brings the control experience of AURA CORE to the computer and the mobile devices you use every day.

01 Matrix routing
Define how sources reach the outputs of the CORE platform.

02 Audio processing
Shape and manage audio signals within the central processing platform.

03 Mixing
Bring audio sources together and manage their levels.

04 System control
Operate the CORE system from desktop, iOS or Android.

CONTROL AT THE HEART OF AURA

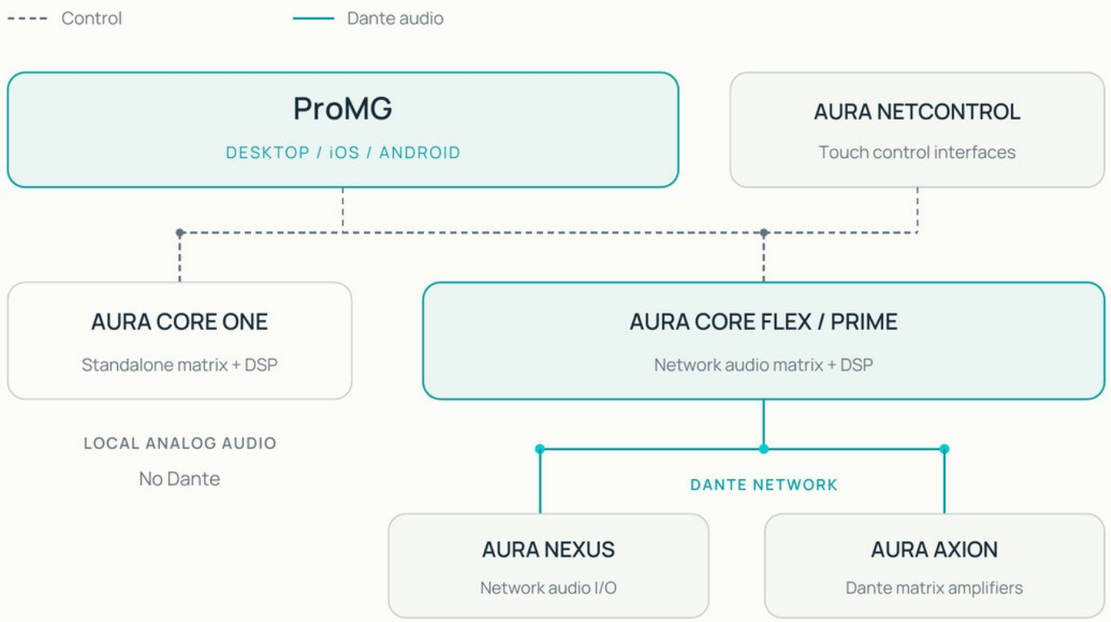

Dante network audio links apply to CORE FLEX and CORE PRIME.

READY-MADE PROJECTS. PERSONALIZED CONTROL.

Your project. Your interface.

Start with a ready-made project template. Customize the look, controls and user access to suit your space.



READY-MADE PROJECTS

Purpose-built templates for common installation needs.

CUSTOM INTERFACES

Bring your branding, spaces and controls together.

USER ACCESS

Assign pages, zones and functions to each user.

DESIGNED AROUND THE WAY YOUR SPACE WORKS.

MOSQUES / RESTAURANTS & CAFES / HALLS
AV SPACES / ENTERTAINMENT & MULTI-ZONE

PROJECT 01 / MOSQUES

Mosques.

Input access, level monitoring and output adjustment, brought together in one project interface.

04 **OUTPUT CONTROL** — Individual output adjustment



MORE VIEWS FROM THE SAME PROJECT



01 **HOME**
Project navigation

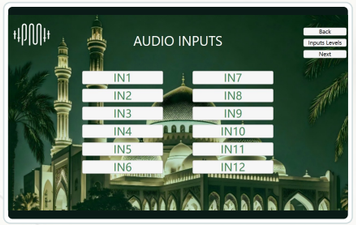

02 **AUDIO INPUTS**
Input channel access



03 **INPUT LEVELS**
Channel level monitoring

YOUR BRANDING. YOUR PAGE LAYOUT. YOUR USER ACCESS.

PROJECT 02 / RESTAURANTS & CAFES

Restaurants & cafes.

Choose the source, adjust the volume and mute each zone, with dedicated pages for restaurants and cafes.

02 ZONES 1-4 — Source selection, volume and mute

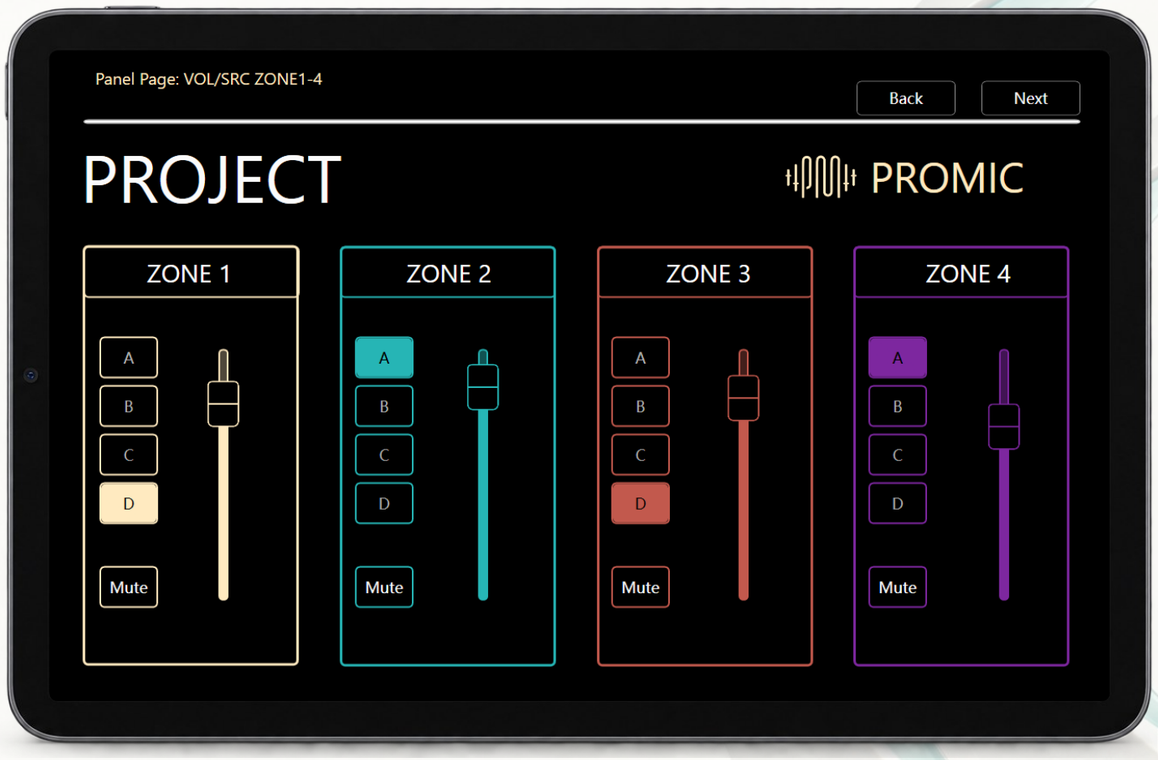

MORE VIEWS FROM THE SAME PROJECT



01 HOME

Direct navigation to zone pages

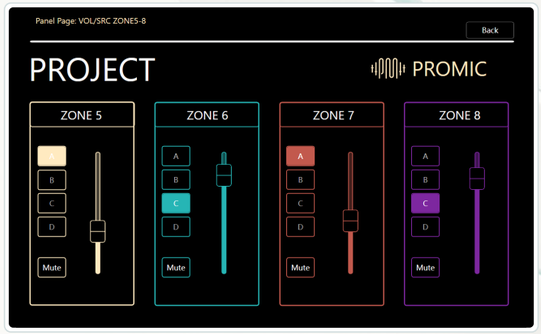

03 ZONES 5-8

Controls for additional spaces

PROJECT 03 / HALLS

Halls.

Adjust input and output levels, monitor signals and mute channels, with dedicated control pages for your hall.

03 OUTPUT CONTROL — Output levels, meters and mute



MORE VIEWS FROM THE SAME PROJECT

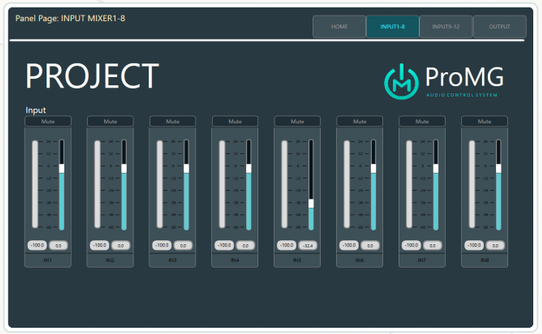

01 INPUTS 1-8

Input levels, meters and mute



02 INPUTS 9-12

Additional input controls

PROJECT 04 / AUDIO & VIDEO SPACES

Audio + video.

Bring audio control, signal monitoring and video routing together in one project interface.

06 VIDEO ROUTING

Video routing matrix

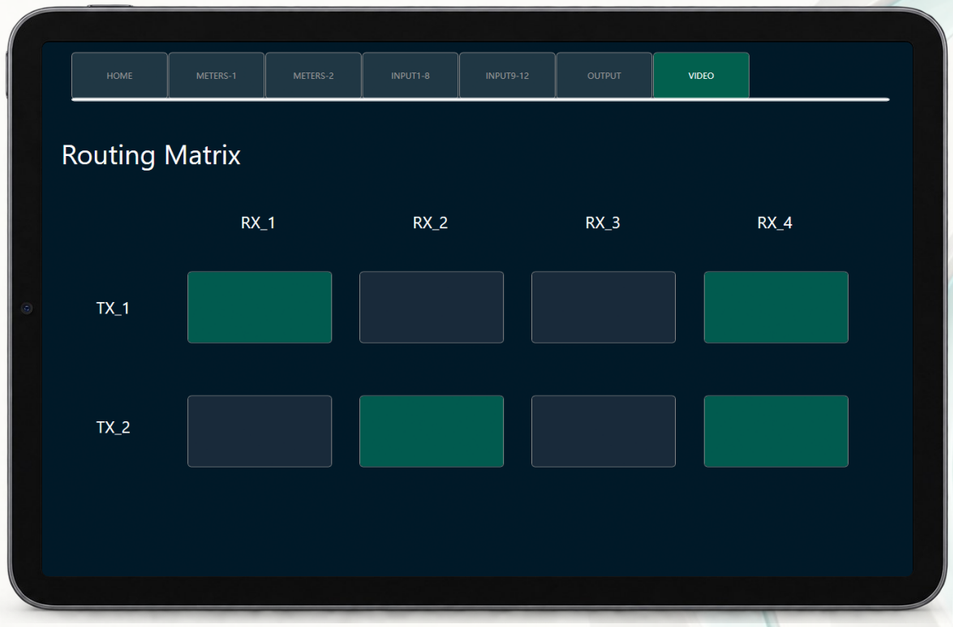

MORE VIEWS FROM THE SAME PROJECT

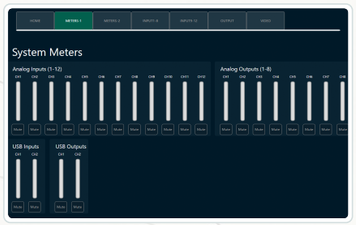

01 ANALOG + USB METERS



02 DANTE AUDIO METERS

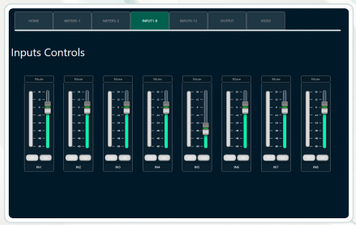

03 INPUTS 1-8

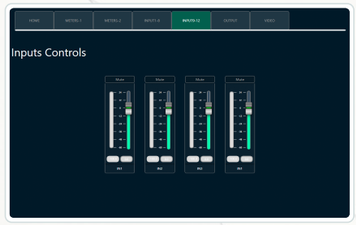

04 INPUTS 9-12

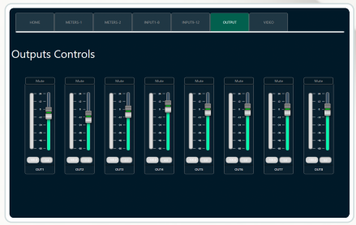

05 OUTPUT CONTROL

PROJECT 05 / ENTERTAINMENT & MULTI-ZONE

Entertainment.

Choose music by zone, send stage audio to selected areas, and open controls from the venue map.

01 ZONE CONTROL

BOOM ROOM example: 11 zones / 4 music sources

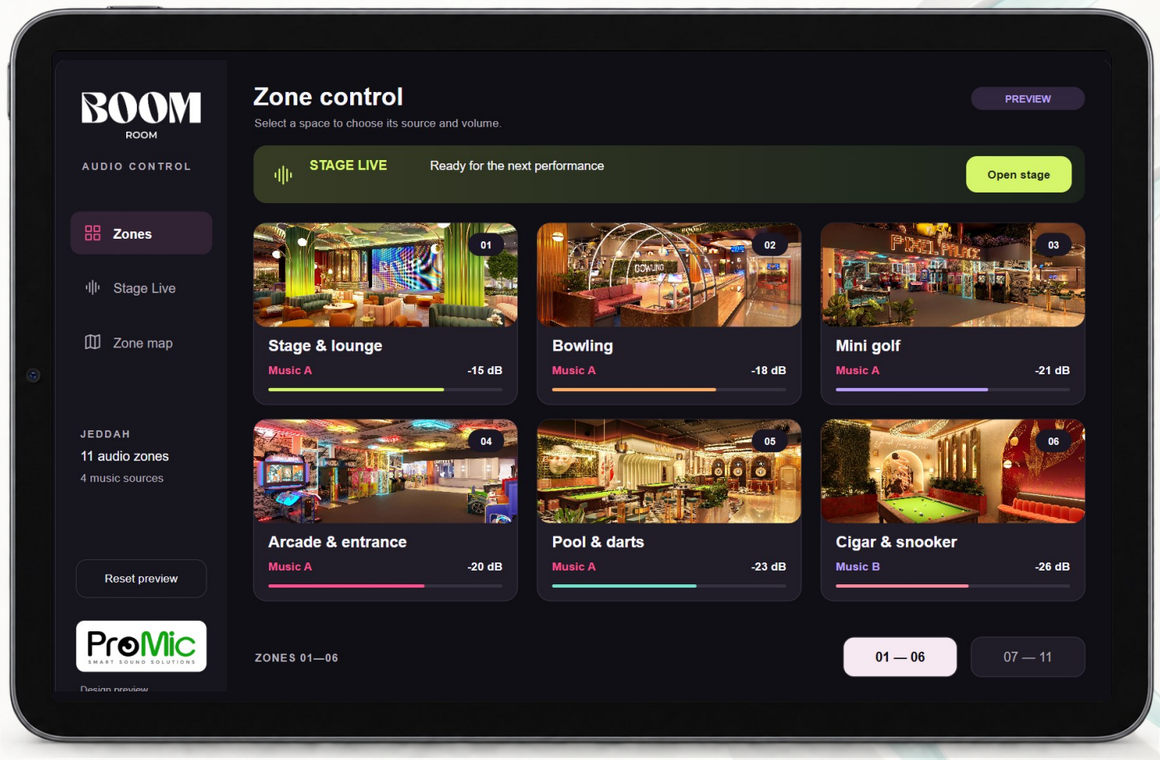

MORE VIEWS FROM THE SAME PROJECT

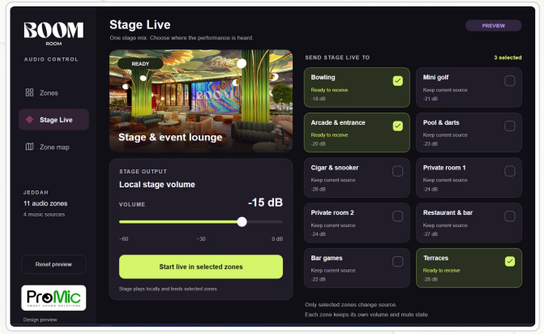

02 STAGE LIVE

Send one stage mix to selected zones

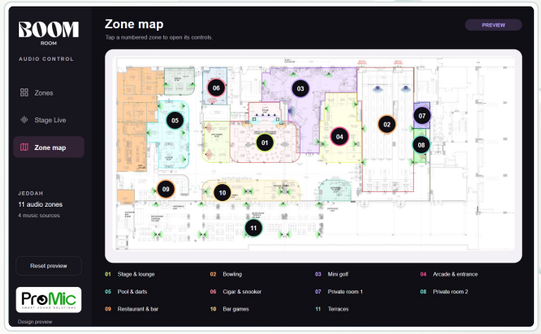

03 ZONE MAP

Open zone controls from the floor plan

PROJECT 06 / FITNESS CLUBS

Fitness clubs.

Choose the audio source, volume and mute for each training space.
Bring independent zone controls into one club interface.

01 **ALL ZONES**

THE CLUB example: 4 independent zones

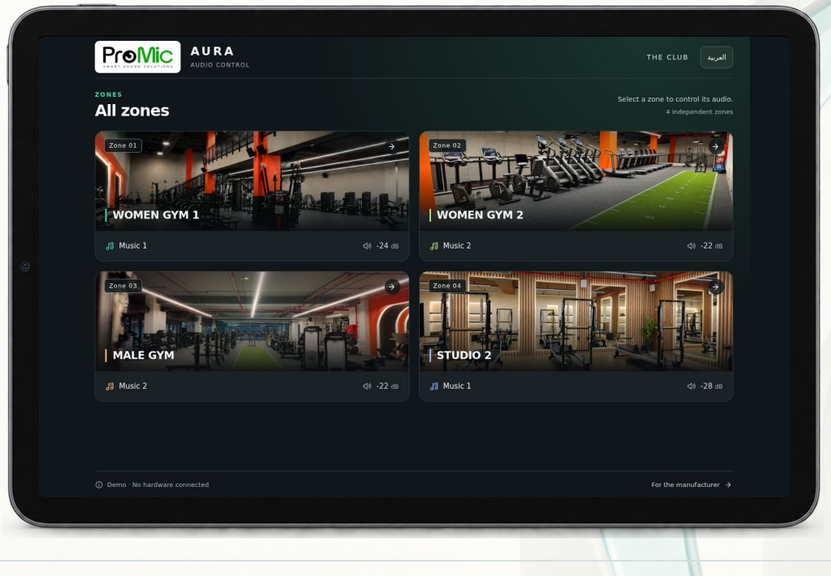

MORE VIEWS FROM THE SAME PROJECT

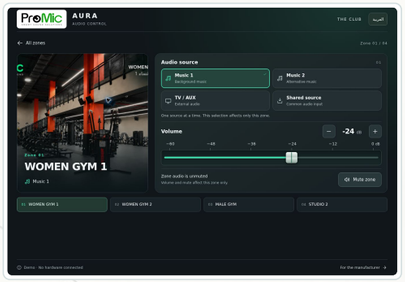

02 **WOMEN GYM 1**

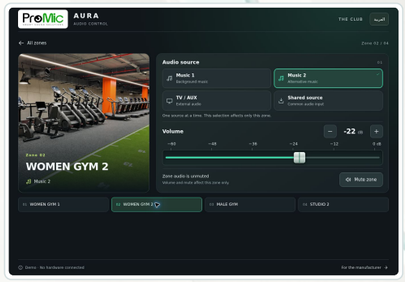

03 **WOMEN GYM 2**

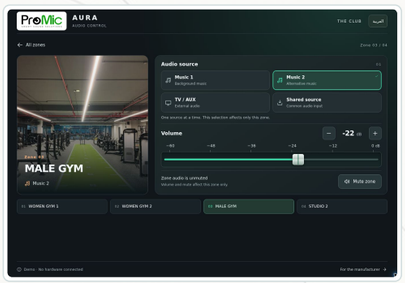

04 **MALE GYM**

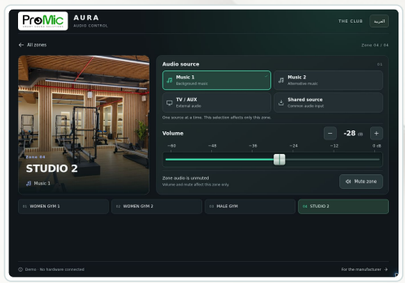

05 **STUDIO 2**

WALL-MOUNTED PoE TOUCH SCREENS

NETCONTROL.

Your project interface. Always within reach.
Three display sizes for a dedicated control point in every space.

PoE
POWER + NETWORK

Android 10
APP PLATFORM

Wall mounted
FIXED CONTROL POINT



NETCONTROL 4
4" display

NETCONTROL 6
7" display

NETCONTROL 10
10" display

ProMG sign-in interface shown for illustration. Product images are not to scale.

A CONTROL POINT FOR YOUR PROJECT

Install the control application and give staff a permanent touch interface.
Power the panel through PoE, or use the alternative 12 V DC input.

MODEL	NETCONTROL 4	NETCONTROL 6	NETCONTROL 10
Display	4"	7"	10"
Operating system	Android 10	Android 10	Android 10
Power input	PoE / 12 V DC	PoE / 12 V DC	PoE / 12 V DC
Body dimensions (mm)	86 x 86 x 41.7	176 x 119 x 41	260 x 178 x 41

COMPACT WALL TOUCH PANEL

NETCONTROL 4.

Small footprint. Dedicated control.
A compact 4-inch touch panel for individual rooms and zones.



ProMG user sign-in shown for illustration.

4"
TOUCH DISPLAY

Android 10
APPLICATION PLATFORM

PoE + LAN
POWER AND NETWORK

DESIGNED FOR THE WALL

INSTALLATION
UK single-gang backbox

NETWORK
10/100 Mbps Ethernet

POWER INPUT
PoE or 12 V DC

BODY DIMENSIONS
86 x 86 x 41.7 mm



REAR CONNECTIONS

A fixed interface for everyday operation.

Install your control application on the Android-based panel.

LANDSCAPE WALL TOUCH PANEL

NETCONTROL 6.

More room. Clearer control.
A 7-inch touch panel for room and multi-zone interfaces.



ProMG user sign-in shown for illustration.

7"
1024 x 600 TOUCH DISPLAY

Android 10
APPLICATION PLATFORM

PoE + LAN
POWER AND NETWORK

DESIGNED FOR THE WALL

INSTALLATION
UK single-gang backbox

NETWORK
10/100 Mbps Ethernet

POWER INPUT
PoE or 12 V DC

BODY DIMENSIONS
176 x 119 x 41 mm



REAR CONNECTIONS

Room control, clearly presented.

Install your control application on the Android-based panel.

LARGE WALL TOUCH PANEL

NETCONTROL 10.

Expanded view. Everyday control.
A 10-inch touch panel for shared spaces and multi-zone interfaces.



ProMG user sign-in shown for illustration.

10"

1024 x 600 TOUCH DISPLAY

Android 10

APPLICATION PLATFORM

PoE + LAN

POWER AND NETWORK

DESIGNED FOR THE WALL

INSTALLATION
UK single-gang backbox

NETWORK
10/100 Mbps Ethernet

POWER INPUT
PoE or 12 V DC

BODY DIMENSIONS
260 x 178 x 41 mm



REAR CONNECTIONS

Control at a glance.

Install your control application on the Android-based panel.



AURA / INSTALLATION CONCEPT

Meeting spaces. Connected.

NETCONTROL 10 | ProMG user interface

Illustrative installation. Equipment and configuration depend on the project.

AURA

NEXUS

DANTE NETWORK I/O + BUILT-IN DSP

- **NEXUS 2** ACN-220 — 2x2 ANALOG I/O



Local audio. Local DSP.
Connected to AURA.

- **NEXUS 4** ACN-440 — 4x4 ANALOG I/O



- **NEXUS 8** ACN-880 — 8x8 ANALOG I/O



- **NEXUS 16** ACN-1616 — 16x16 ANALOG I/O



Four I/O sizes. DSP in every NEXUS.

Embedded browser control. Dante integration across AURA.

DANTE I/O. BUILT-IN DSP. BROWSER CONTROL.

Local analog audio, Dante networking and signal processing in one interface. Every NEXUS has built-in DSP and its own embedded Web GUI. Choose the I/O size for the space; add CORE FLEX / PRIME for central processing and routing.

2 / 4 / 8 / 16	8-band	0-50 ms	5 scenes
I/O CONFIGURATIONS	PEQ PER INPUT / OUTPUT	OUTPUT DELAY	SAVE / RECALL

LOCAL PROCESSING. INDEPENDENT CONTROL.

01 8-band EQ on every channel
Every analog input and output has 8-band PEQ, with five filter types and ±15 dB gain.

02 Tune the local output
Set output alignment delay from 0-50 ms and control a selected group of master outputs.

03 Work directly in the browser
Set input gain, mute and +48 V; tune EQ, recall five scenes and back up the configuration.

04 Integrate across the network
Use Dante Controller for discovery, device information and latency. Use ASCII TCP/IP for control.

NEXUS LOCAL DSP + CORE CENTRAL PROCESSING

AURA NEXUS 2 / 4 / 8 / 16
ANALOG I/O + BUILT-IN DSP

EMBEDDED WEB GUI
LOCAL SETUP / ADMIN / USER

DANTE AUDIO NETWORK

AURA CORE FLEX / PRIME
CENTRAL DSP / MIXING / MATRIX

AURA AXION
NETWORKED AMPLIFICATION

NEXUS provides local DSP without depending on CORE for its EQ and output delay. CORE adds central processing, mixing and routing. CORE ONE has no Dante.

AURA NEXUS

NEXUS 2

ACN-220

2x2 DANTE I/O WITH BUILT-IN DSP

FRONT / PRODUCT IDENTITY



REAR / LOCAL AND NETWORK CONNECTIONS



2 INPUTS
Balanced XLR / TRS

2 OUTPUTS
Balanced XLR

2 NETWORK PORTS
Dante / redundancy

POWER
PoE / local DC

2x2

ANALOG I/O

Two in. Two out.
DSP built in.

DANTE I/O / BUILT-IN DSP / EMBEDDED BROWSER CONTROL

DANTE I/O.
BUILT-IN DSP.
BROWSER CONTROL.

NEXUS 2 combines 2 balanced analog inputs and 2 balanced outputs with Dante and onboard DSP. Configure local processing directly in its embedded browser GUI; CORE FLEX / PRIME adds central system processing and routing when required.

2x2	8-band	0-50 ms	5 scenes
ANALOG I/O	PEQ PER INPUT / OUTPUT	OUTPUT DELAY	SAVE / RECALL

INPUT CONTROL / EMBEDDED WEB GUI

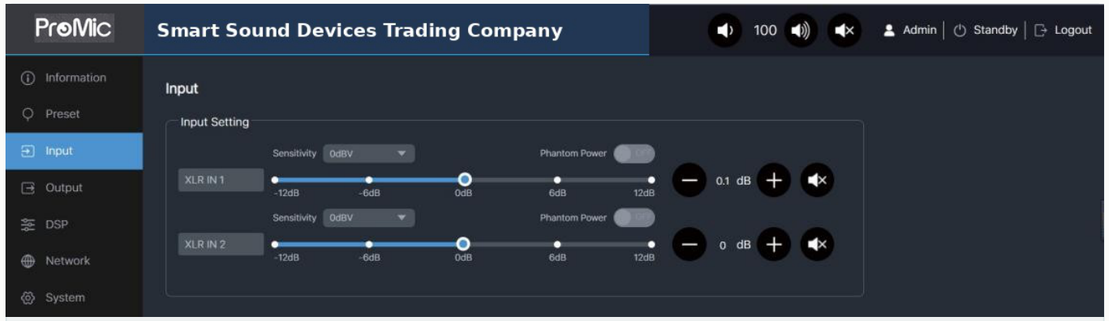

SET EACH INPUT AT THE SOURCE

Independent +48 V phantom power, gain and mute.

NEXUS 2 Web GUI reference, reproduced from the supplied product datasheet.

01 EQ on every input and output
8 bands; ±15 dB gain. 20 Hz-20 kHz; Q 0.02-16.

02 Five filter types
Parametric, low-pass, high-pass, low shelf and high shelf.

03 Local channel control
Per-input +48 V, gain and mute. Output delay 0-50 ms; master group.

04 Recall and reuse
5 scenes (network settings excluded). Stereo EQ link; PEQ copy/import/export.

05 Embedded browser software
Admin / User access and configuration backup. Browser-based local setup.

06 Network and API integration
Dante Controller: discovery, device info, latency. ASCII TCP/IP control API.

NEXUS output alignment delay is separate from Dante network latency.

AURA NEXUS

NEXUS 4

ACN-440

4x4 DANTE I/O WITH BUILT-IN DSP

FRONT / PRODUCT IDENTITY



REAR / LOCAL AND NETWORK CONNECTIONS



4 INPUTS
Balanced XLR / TRS

4 OUTPUTS
Balanced XLR

2 NETWORK PORTS
Dante / redundancy

POWER
PoE / local DC

4x4
ANALOG I/O

Four in. Four out.

DSP built in.

DANTE I/O / BUILT-IN DSP / EMBEDDED BROWSER CONTROL

DANTE I/O. BUILT-IN DSP. BROWSER CONTROL.

NEXUS 4 combines 4 balanced analog inputs and 4 balanced outputs with Dante and onboard DSP. Configure local processing directly in its embedded browser GUI; CORE FLEX / PRIME adds central system processing and routing when required.

4x4	8-band	0-50 ms	5 scenes
ANALOG I/O	PEQ PER INPUT / OUTPUT	OUTPUT DELAY	SAVE / RECALL

8-BAND PEQ / EMBEDDED WEB GUI

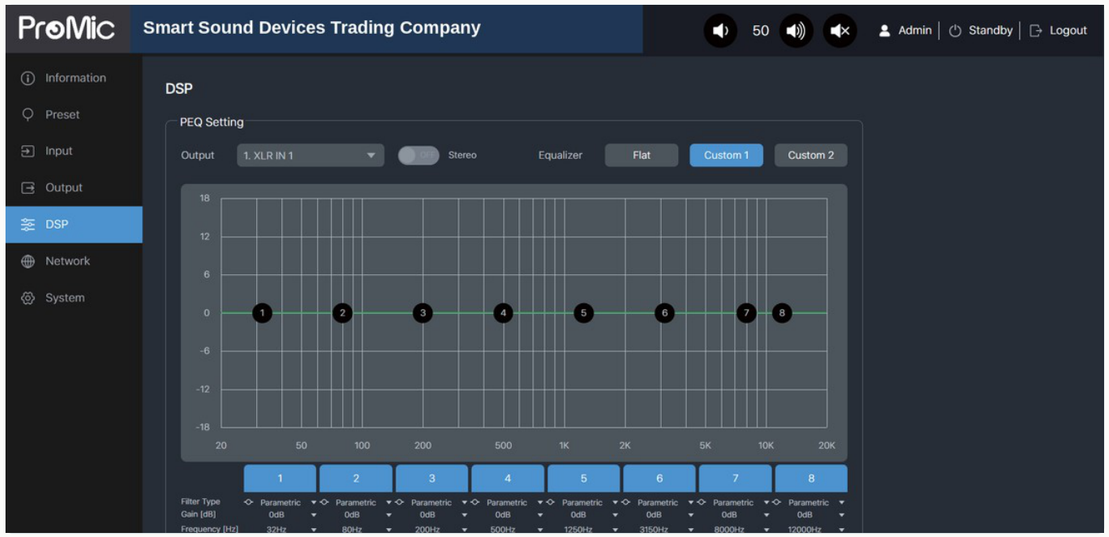

NEXUS 4 Web GUI reference, reproduced from the supplied product datasheet.

01 EQ on every input and output
8 bands; ±15 dB gain. 20 Hz-20 kHz; Q 0.02-16.

02 Five filter types
Parametric, low-pass, high-pass, low shelf and high shelf.

03 Local channel control
Per-input +48 V, gain and mute. Output delay 0-50 ms; master group.

04 Recall and reuse
5 scenes (network settings excluded). Stereo EQ link; PEQ copy/import/export.

05 Embedded browser software
Admin / User access and configuration backup. Browser-based local setup.

06 Network and API integration
Dante Controller: discovery, device info, latency. ASCII TCP/IP control API.

NEXUS output alignment delay is separate from Dante network latency.

AURA NEXUS

NEXUS 8

ACN-880

8x8 DANTE I/O WITH BUILT-IN DSP

FRONT / PRODUCT IDENTITY



REAR / LOCAL AND NETWORK CONNECTIONS



8 INPUTS
Balanced XLR / TRS

8 OUTPUTS
Balanced XLR

2 NETWORK PORTS
Dante / redundancy

POWER
PoE / local DC

8x8
ANALOG I/O

Eight in. Eight out.

DSP built in.

DANTE I/O / BUILT-IN DSP / EMBEDDED BROWSER CONTROL

DANTE I/O. BUILT-IN DSP. BROWSER CONTROL.

NEXUS 8 combines 8 balanced analog inputs and 8 balanced outputs with Dante and onboard DSP. Configure local processing directly in its embedded browser GUI; CORE FLEX / PRIME adds central system processing and routing when required.

8x8	8-band	0-50 ms	5 scenes
ANALOG I/O	PEQ PER INPUT / OUTPUT	OUTPUT DELAY	SAVE / RECALL

OUTPUT CONTROL / EMBEDDED WEB GUI

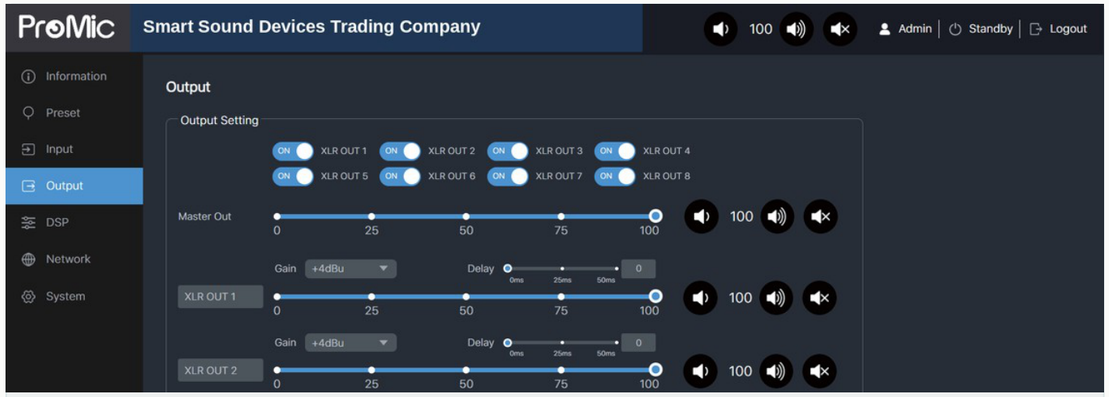

ALIGN AND CONTROL THE OUTPUTS

Per-output delay plus selected-output master control.

NEXUS 8 Web GUI reference, reproduced from the supplied product datasheet.

01 EQ on every input and output
8 bands; ±15 dB gain. 20 Hz-20 kHz; Q 0.02-16.

02 Five filter types
Parametric, low-pass, high-pass, low shelf and high shelf.

03 Local channel control
Per-input +48 V, gain and mute. Output delay 0-50 ms; master group.

04 Recall and reuse
5 scenes (network settings excluded). Stereo EQ link; PEQ copy/import/export.

05 Embedded browser software
Admin / User access and configuration backup. Browser-based local setup.

06 Network and API integration
Dante Controller: discovery, device info, latency. ASCII TCP/IP control API.

NEXUS output alignment delay is separate from Dante network latency.

AURA NEXUS

NEXUS 16

ACN-1616

16x16 DANTE I/O WITH BUILT-IN DSP

FRONT / PRODUCT IDENTITY



REAR / LOCAL AND NETWORK CONNECTIONS



16 INPUTS
Balanced XLR / TRS

16 OUTPUTS
Balanced XLR

2 NETWORK PORTS
Dante / redundancy

POWER
PoE / local DC

16x16
ANALOG I/O

Sixteen in. Sixteen out.
DSP built in.

DANTE I/O / BUILT-IN DSP / EMBEDDED BROWSER CONTROL

DANTE I/O.
BUILT-IN DSP.
BROWSER CONTROL.

NEXUS 16 combines 16 balanced analog inputs and 16 balanced outputs with Dante and onboard DSP. Configure local processing directly in its embedded browser GUI; CORE FLEX / PRIME adds central system processing and routing when required.

16x16	8-band	0-50 ms	5 scenes
ANALOG I/O	PEQ PER INPUT / OUTPUT	OUTPUT DELAY	SAVE / RECALL

USER CONTROL / EMBEDDED WEB GUI

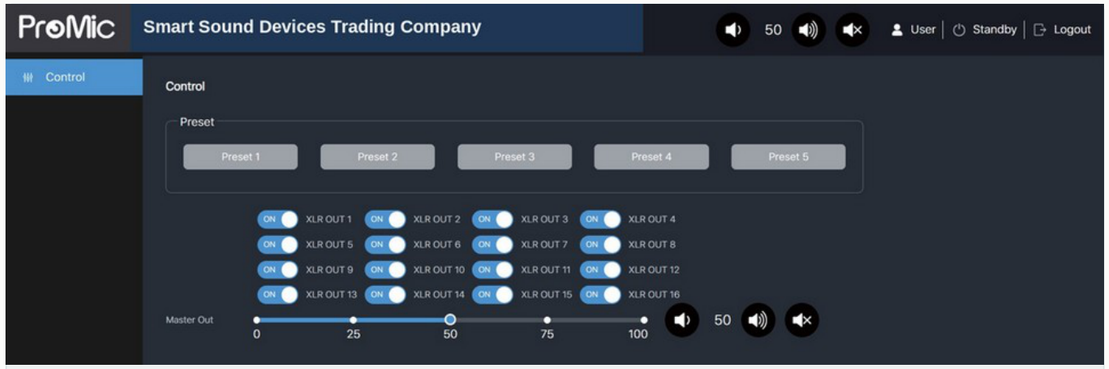

FIVE SCENES. ONE SIMPLE USER VIEW.

Preset recall and master output control with User access.

NEXUS 16 Web GUI reference, reproduced from the supplied product datasheet.

01 EQ on every input and output
8 bands; ±15 dB gain. 20 Hz-20 kHz; Q 0.02-16.

02 Five filter types
Parametric, low-pass, high-pass, low shelf and high shelf.

03 Local channel control
Per-input +48 V, gain and mute. Output delay 0-50 ms; master group.

04 Recall and reuse
5 scenes (network settings excluded). Stereo EQ link; PEQ copy/import/export.

05 Embedded browser software
Admin / User access and configuration backup. Browser-based local setup.

06 Network and API integration
Dante Controller: discovery, device info, latency. ASCII TCP/IP control API.

NEXUS output alignment delay is separate from Dante network latency.

One building.
One connected system.

Central processing, local audio connections and project-specific control across four illustrative zones.

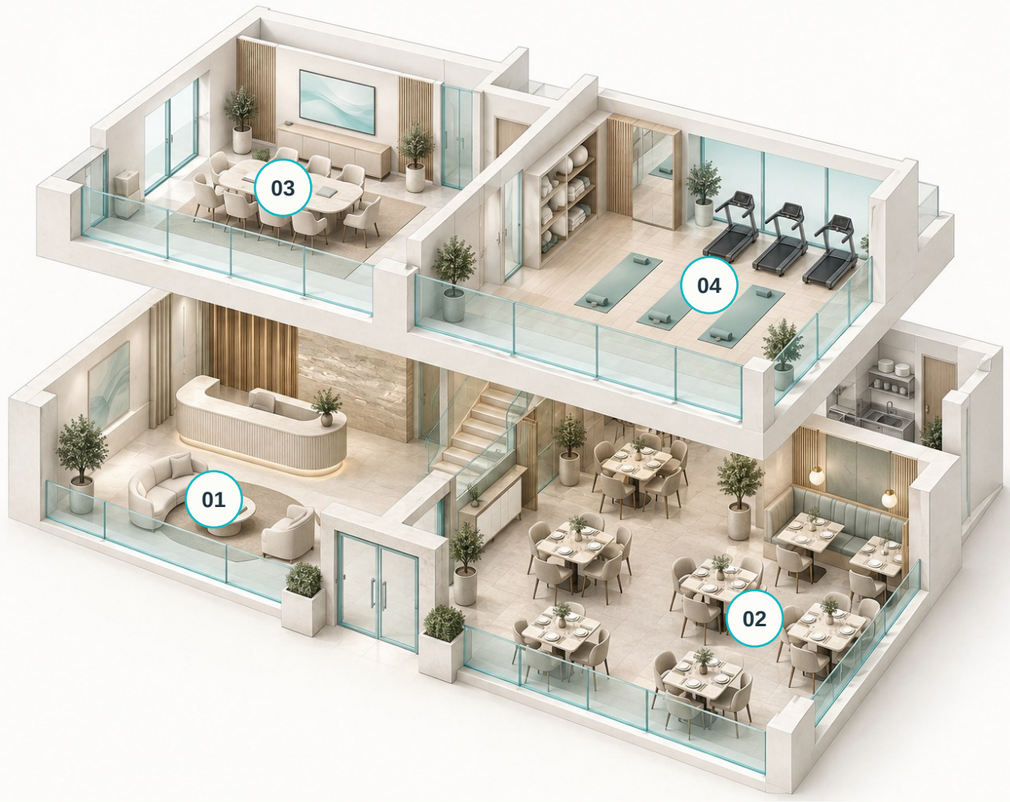

ILLUSTRATIVE BUILDING / FOUR AUDIO ZONES

MAIN RACK	CORE FLEX 88 + network switch

01 Lobby — NEXUS 2
Shared background music

02 Restaurant — NEXUS 2
Shared or local music

03 Meeting rooms — NEXUS 4
Microphones / presentation audio

04 Fitness studio — NEXUS 4
Instructor microphone / music

Example allocation; equipment and interface deployment are defined per project.

Central intelligence.
Local I/O. Local DSP.

CORE provides central processing and routing. NEXUS places analog I/O and built-in DSP near each space, with its own browser control. Dante carries audio across the system.

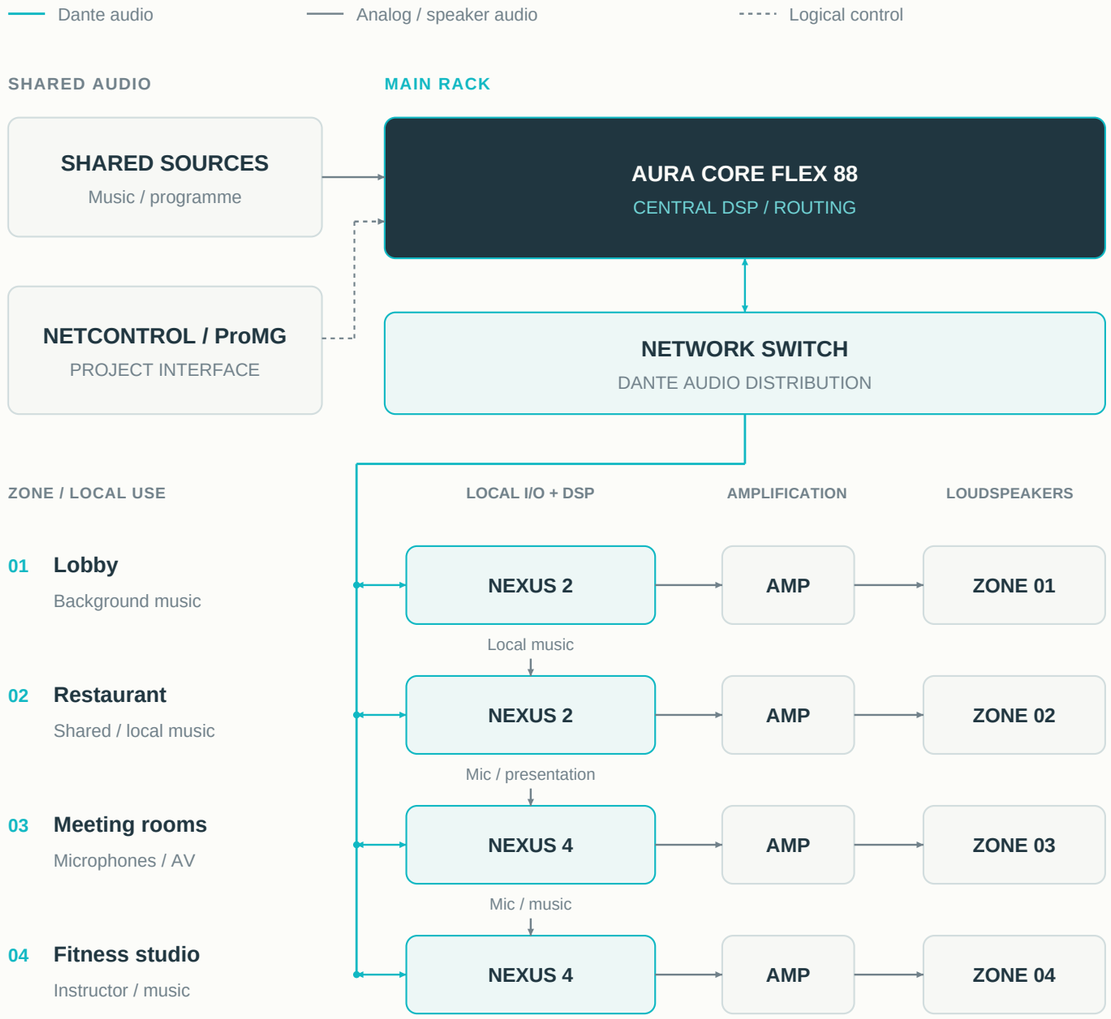

NEXUS PROCESSES LOCALLY. CORE ADDS CENTRAL PROCESSING AND ROUTING.

Add NEXUS for local I/O and DSP; size CORE FLEX / PRIME for the required central network capacity.

Control & integration.

Shape the interface around the people who use it. Configure commands and preset triggers around the needs of the project.



01 / YOUR INTERFACE

Project interfaces

Arrange pages, images and controls. Configure the sign-in element with user and destination-page selections.

DESIGNED IN USER DESIGNER

02 / EXTERNAL COMMANDS

Connect the controls.

Configure supported equipment using UDP / TCP network commands or RS232 / RS485 serial options.

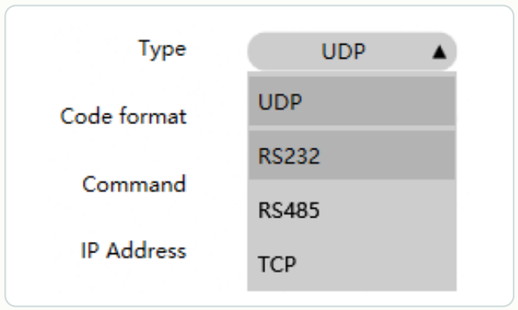

User Designer / command type options

03 / GPIO & PRESETS

Trigger a preset.

Assign an input trigger to a preset. The illustrated setup shows input direction and a low-level trigger.

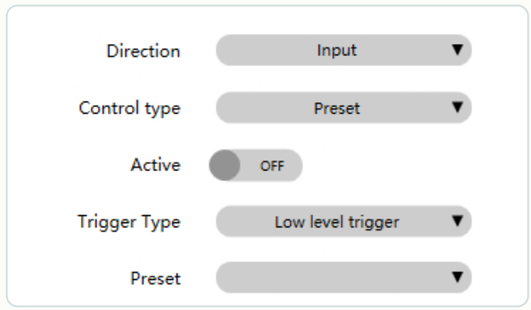

User Designer / preset trigger setup

Connections and functions depend on the selected hardware and project configuration.

Choose your AURA system.

Select the processing level. Add distributed I/O where needed. Choose the touch interface that suits the space.

01 / PROCESSING — AURA CORE

ONE
Standalone
No Dante
ONE 88 / ONE 1208

FLEX
Networked
Up to 34x34 Dante
FLEX 88 / FLEX 1208

PRIME
High-capacity networked
Up to 64x64 Dante
PRIME 88 / PRIME 1208

ANALOG I/O ON EVERY LEVEL

88 = 8 inputs / 8 outputs

1208 = 12 inputs / 8 outputs

02 / DISTRIBUTED I/O + BUILT-IN DSP — AURA NEXUS

Local DSP and embedded browser control. Dante integration with CORE FLEX / PRIME.

NEXUS 2	NEXUS 4	NEXUS 8	NEXUS 16
ACN-220	ACN-440	ACN-880	ACN-1616
2x2	4x4	8x8	16x16

ANALOG INPUTS x ANALOG OUTPUTS

03 / TOUCH CONTROL — PROMIC NETCONTROL

NETCONTROL 4	NETCONTROL 6	NETCONTROL 10
4-inch display	7-inch display	10-inch display

Wall-mounted PoE touch interfaces. Custom project pages in ProMG.

AMPLIFICATION Continue in the separate AMPLIFIERS section.

AURA

AXION

DANTE MATRIX AMPLIFIERS

Network audio meets amplification.

The power behind connected sound.

DANTE AUDIO / MATRIX AMPLIFICATION / LOUDSPEAKER ZONES

The amplification layer of AURA.

AURA AXION brings Dante network audio and matrix amplification together. It provides the amplification role in the AURA ecosystem, connecting the audio network to loudspeaker zones.

ONE ECOSYSTEM. FOUR CLEAR ROLES.

01 AURA CORE
Processing & control

02 AURA NEXUS
Connectivity & I/O expansion

03 PROMIC NETCONTROL
Touch control interfaces

04 AURA AXION
Dante matrix amplification

FROM THE AUDIO NETWORK TO THE ROOM

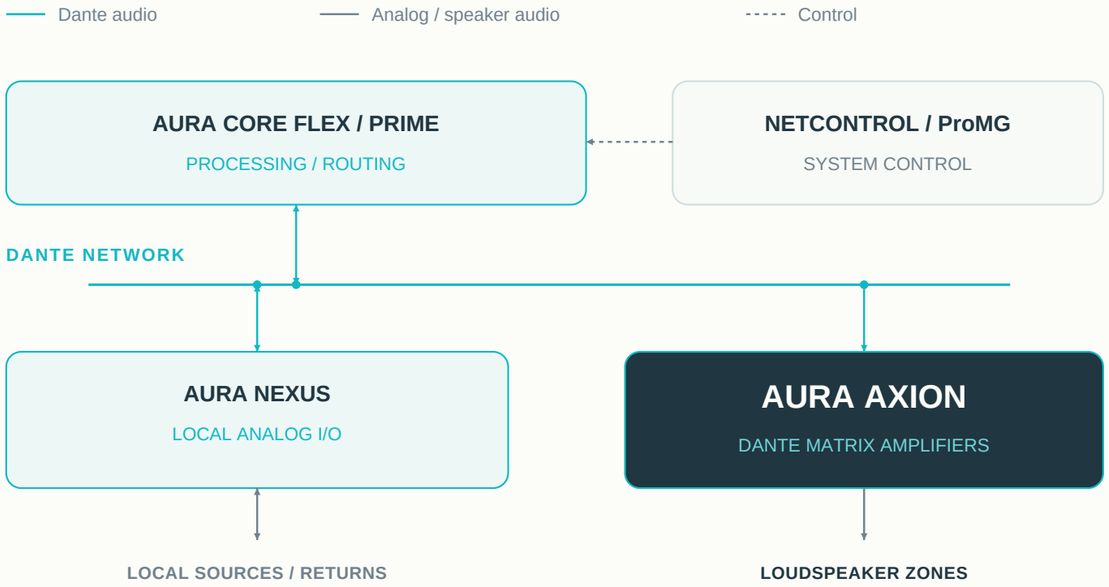

Conceptual system roles. Network audio links apply to CORE FLEX / PRIME.



AURA / INSTALLATION CONCEPT

A welcome under control.

NETCONTROL 4 | ProMG user interface

Illustrative installation. Equipment and configuration depend on the project.

PRODUCT CATALOGUE

AURA™

PROFESSIONAL AUDIO
ECOSYSTEM

PROCESSING / CONNECTIVITY / CONTROL

2026